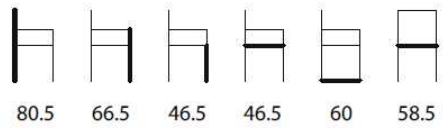
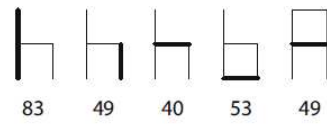




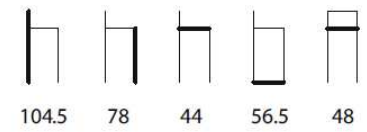
kg 11.5
m³ 0.34



kg 9.5
m³ 0.4/2

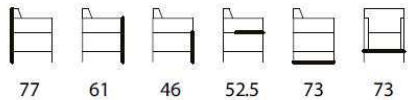


kg 11.5
m³ 0.3





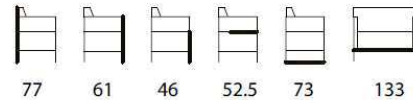
kg 18
m³ 0.45



77 61 46 52.5 73 73



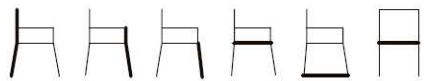
kg 27
m³ 1.00



77 61 46 52.5 73 133



kg 14.5
m³ 0.34



80.5 66.5 46.5 46.5 60 58.5



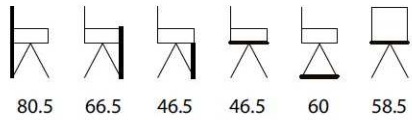
kg 15.5
m³ 0.34



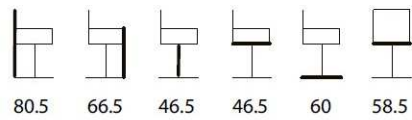
80 66.5 46.5 46.5 60 58.5



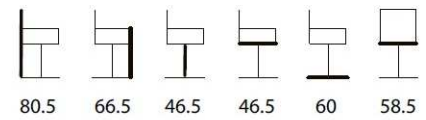
kg 13.5
m³ 0.34



kg 18.5
m³ 0.34

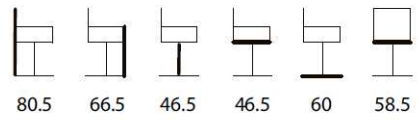


kg 25
m³ 0.34





kg 18.5
m³ 0.34



kg 15
m³ 0.34

