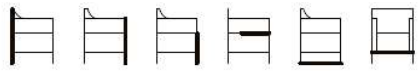




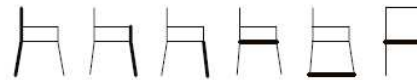
kg 18
m³ 0.45



77.5 60 46.5 53 70 71



kg 13.5
m³ 0.34



81.5 62 47.5 43 58 60



kg 10,5
m³ 0,34



81.5 62 47.5 43 58 60



kg 10,5
m³ 0,34



81.5 47.5 43 58 55



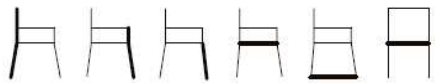
kg 11,5
m³ 0,34



103.5 79.5 44 56 51



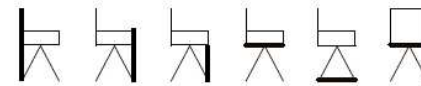
kg 14.5
m³ 0.34



81.5 62 47.5 43 58 60



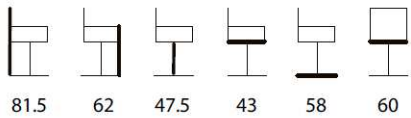
kg 12.5
m³ 0.34



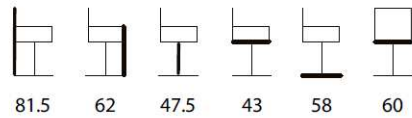
81.5 62 47.5 43 58 60



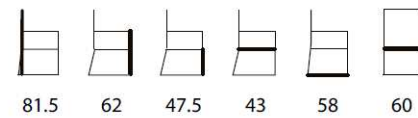
kg 17.5
m³ 0.34



kg 24
m³ 0.34



kg 14
m³ 0.34





kg 12
m³ 0.34



81.5 47.5 43 58 55



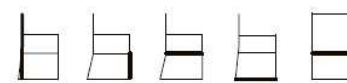
kg 13
m³ 0.34



81.5 47.5 43 58 55



kg 14
m³ 0.34



81.5 47.5 43 58 55



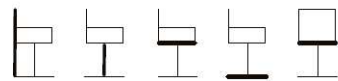
kg 13.5
m³ 0.34



81.5 47.5 43 58 55



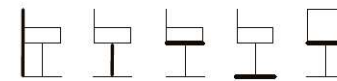
kg 17.5
m³ 0.34



81.5 47.5 43 58 55



kg 24
m³ 0.34



81.5 47.5 43 58 55